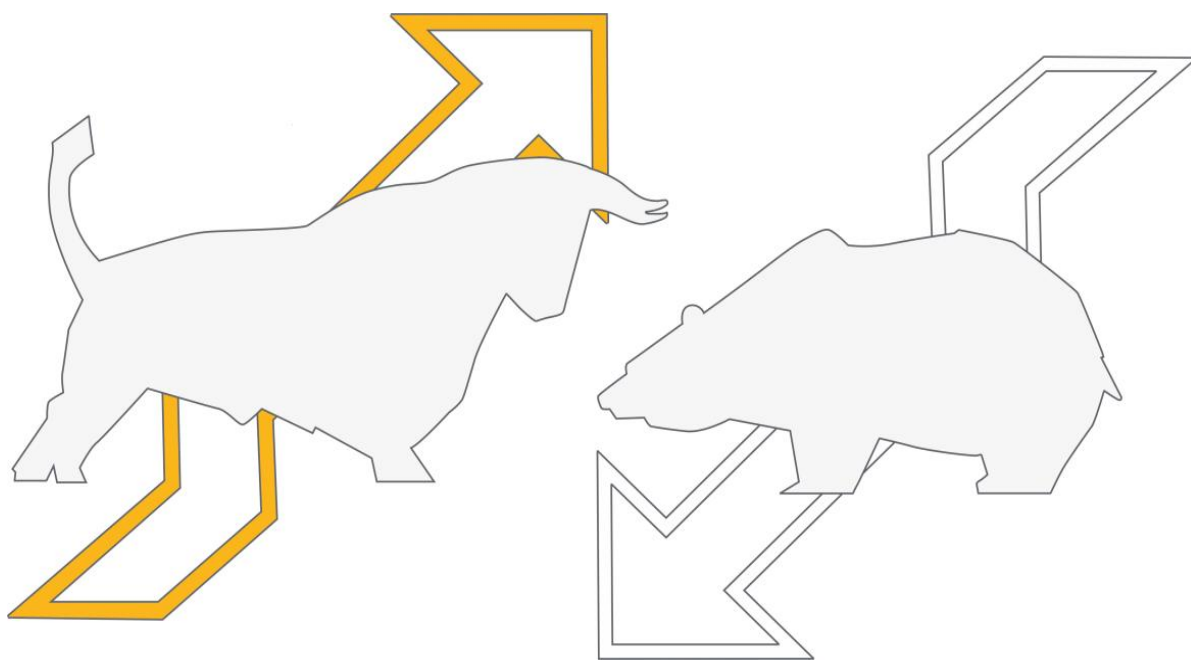




**Equity**

**Market**

**Radiance**





Sensex 58253.82 ↑ (0.80%)

Nifty 17354.05 ↑ (0.87%)

Monday, Jan 03, 2022

Market Indicators			Nifty - Techni Views . . .
FII-Cash (mln)		5753.90	
F&O (mln)		8839.70	
Domestic (mln)		11656.20	
PCR	1.26	1.56	
Advances		1524	
Declines		598	
<b>Supp.</b>	<b>Resist</b>	<b>Pivot</b>	<p>A green candle followed by couple of doji candle on the daily chart indicates bullish momentum in the index. The index has formed descending channel pattern and hovering near upper arm of it. RSI has seen with positive sign. Therefore trades can take long position with stop loss.</p>
17154	17424	17331	
17090	17493		

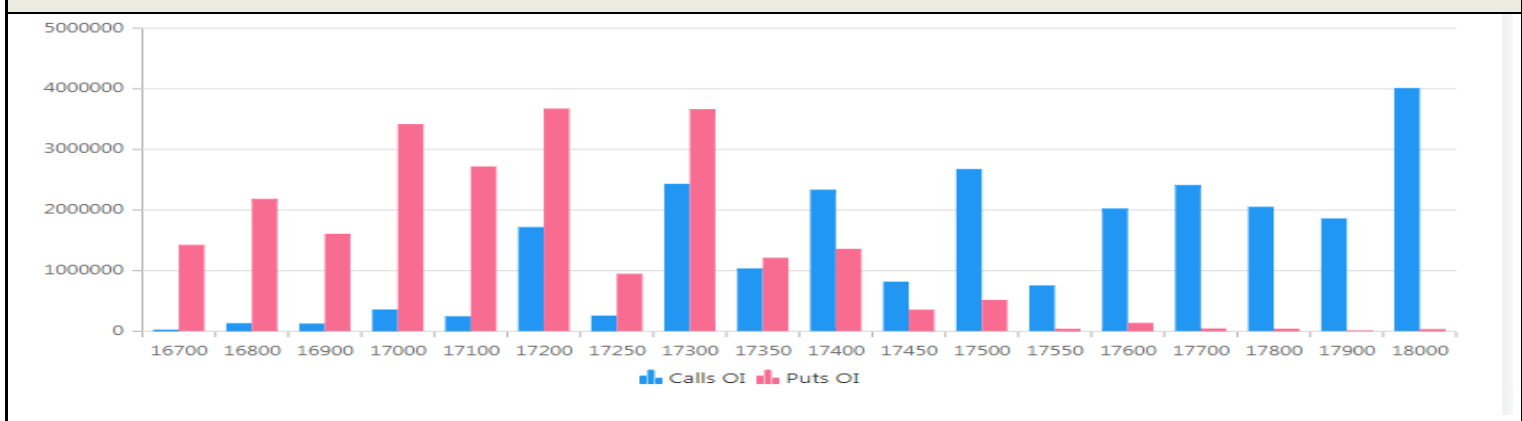
**Most active call option**

Strike	Current price	Previous price	Current OI	change in OI	change in price
17400	106.5	64.30	23.36	4.47	42.2
17500	62.6	35.85	26.73	4.69	26.75
17300	162.95	105.50	23.19	6.43	57.45
17600	34	17.85	20.23	3.91	16.15
17350	134.8	83.75	10.38	7.07	51.05

**Most active Put option**

Strike	Current price	Previous price	Current OI	change in OI	change in price
17300	87.3	177.90	36.56	28.48	-90.6
17200	58	132.70	36.41	8.40	-74.7
17000	25	69.45	34.09	12.88	-44.45
17400	130	236.30	13.58	11.86	-106.3
17350	109.45	204.15	12.12	11.40	-94.7


**Nifty Open interest analysis**





Banknifty 35481.70 ↑(1.19%)

Monday, Jan 03, 2022

Global indices			BANK Nifty -Techni Views ... 
World market	Current price	(%) change	
<b>US</b>			
DOW JONES	36338.30	-0.16	
NASDAQ	15644.97	-0.61	
<b>EUROPE</b>			
DAX	15884.86	0.21	
FTSE	7384.54	-0.25	
CAC	7153.03	-0.28	
<b>ASIAN</b>			
NIKKEI	28791.71	-0.40	
HANGSANG	23311.63	-0.37	
SGX NIFTY	17412.00	-0.16	
<b>Supp.</b>		<b>Resist</b>	<b>Pivot</b>
I	35190	35780	35397
II	34890	35900	

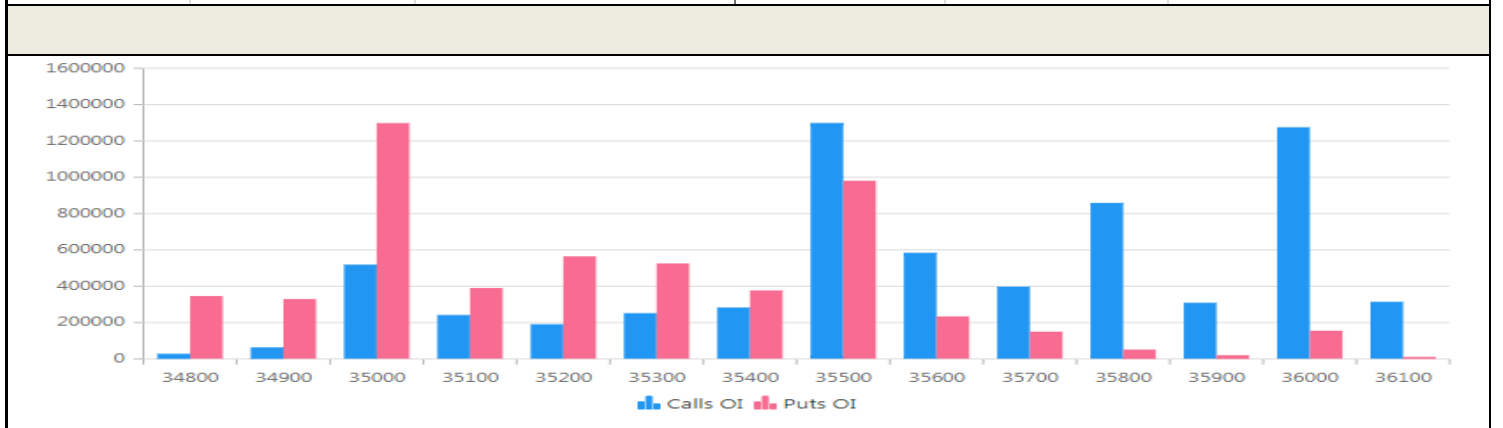
A Green candle followed by couple of doji candle on the daily chart indicates bullish stance in the index. The nifty bank has formed descending channel pattern and tested upper arm of it.RSI and SO has seen with positive sign. Therefore we suggest to adopting stock specific approach for a day.

Most active call option

Strike	Current price	Previous price	Current OI	change in OI	change in price
35500	383.9	236.80	12.75	6.54	147.1
36000	170	96.90	12.41	2.16	73.1
35600	326	200.05	4.84	1.59	125.95
35700	281.8	166.10	3.95	2.59	115.7
36500	62.4	35.10	9.93	4.02	27.3

Most active Put option

Strike	Current price	Previous price	Current OI	change in OI	change in price
35500	330.75	615.70	9.59	8.29	-284.95
35000	160.25	361.55	12.92	4.91	-201.3
35400	289.95	550.45	3.77	3.53	-260.5
35300	249	497.30	5.24	4.45	-248.3
35200	211	447.95	5.64	4.28	-236.95





Monday, Jan 03, 2022

Top Gainers			Top Losers		
Nifty gainer	Close	(%) change	Nifty Loser	Close	(%) change
HINDALCO	474.75	5.58	NTPC	124.40	-1.97
TITAN	2517.55	3.29	CIPLA	944.05	-0.91
ULTRACEMCO	7603.00	2.78	TECHM	1791.95	-0.44
TATAMOTORS	482.80	2.64	POWERGRID	204.50	-0.41
KOTAKBANK	1797.80	2.42	SBILIFE	1195.00	-0.02

ADR Price movement				
Company Name	CMP	Prev. Price	Price change	(%) change
INFY ADR	25.31	25.41	-0.10	-0.39
ICICIBANK ADR	19.79	19.65	0.14	0.71
WIPRO ADR	9.76	9.76	00	00
HDFCBANK ADR	65.07	64.71	0.36	0.56
DRREDDY ADR	65.41	65.42	-0.01	-0.02

GDR Price movement (24.12.2021)				
Company Name	CMP	Prev. Price	Price change	(%) change
AXISBANK	46.20	45.40	0.80	1.76
GAIL	10.95	10.70	0.25	2.34
L&T	25.45	25.35	0.10	0.39
M&M	11.35	11.35	00	00
RELIANCE	63.95	63.85	0.10	0.16

F&O - Long buildup / Short covering (Dec Expiry)					F&O - Short buildup / Long square up (Dec Expiry)				
Stocks	Price Change		O I change		Stocks	Price Change		O I change	
	(₹)	(%)	(shares in Lacs)	(%)		(₹)	(%)	(shares in Lacs)	(%)
IDEA	15.50	9.54%	2475.20	50.16%	RBLBANK	128.00	-2.18%	85.72	30.39%
HINDALCO	476.60	5.42%	15.09	5.49%	NTPC	123.50	-1.75%	29.30	5.54%
ABFRL	272.80	3.96%	6.32	6.77%	GMRINFRA	46.20	-1.49%	61.20	4.68%
BHEL	59.40	3.57%	12.18	1.10%	CUB	135.50	-0.77%	8.06	9.16%
TITAN	2,529.00	3.54%	2.82	5.84%	DIXON	5,535.80	-0.75%	0.39	11.52%

Indices	Close	(%) change	Trend
Nifty IT	38701.05	0.11	Positive
Nifty Pharma	14223.00	0.62	Positive
Nifty Auto	10936.90	1.69	Consolidation
Nifty Metals	5521.75	1.94	Consolidation





## Daily Pivot Report

Monday, Jan 03, 2022

Counters	Close	Support Levels			Pivot	Resistance Levels		
		III	II	I		I	II	III
SENSEX	58254	57044	57607	57930	58170	58493	58733	59295
BANKNIFTY (F)	35628	34426	34976	35302	35526	35852	36076	36626
NIFTY (F)	17410	17009	17191	17301	17374	17484	17557	17740
NIFTY (C)	17354	17007	17169	17261	17331	17424	17493	17656
ADANIPTS	730	710	720	725	730	735	740	750
ASIANPAINT	3383	3296	3340	3361	3383	3405	3427	3470
AXISBANK	679	648	663	671	679	686	694	709
BAJAJ-AUTO	3249	3148	3196	3223	3244	3270	3291	3339
BAJFINANCE	6977	6704	6827	6902	6951	7026	7074	7198
BAJAJFINSV	16406	15699	16029	16217	16359	16547	16689	17019
BPCL	385	361	372	379	383	390	394	405
BHARTIARTL	684	658	672	678	686	692	700	714
BRITANNIA	3606	3491	3545	3576	3599	3630	3654	3708
CIPLA	944	917	933	938	948	954	963	978
COALINDIA	146	142	144	145	146	147	149	151
DIVISLAB	4678	4546	4606	4642	4666	4702	4726	4786
DRREDDY	4907	4796	4850	4879	4905	4933	4959	5014
EICHERMOT	2592	2470	2526	2559	2582	2615	2637	2693
GRASIM	1622	1535	1579	1601	1622	1644	1666	1709
HCLTECH	1319	1278	1299	1309	1319	1329	1340	1360
HDFCBANK	1479	1429	1452	1466	1475	1489	1499	1522
HDFCLIFE	650	623	636	643	649	656	662	675
HEROMOTOCO	2462	2356	2408	2435	2459	2486	2511	2562
HINDALCO	476	426	448	462	469	483	491	513
HINDUNILVR	2360	2273	2313	2337	2354	2377	2394	2434
HDFC	2586	2490	2538	2562	2585	2610	2633	2681
ICICIBANK	740	722	731	736	741	745	751	760
ITC	218	212	215	217	218	219	220	223





## Daily Pivot Report

Counters	Close	Support Levels			Pivot	Resistance Levels		
		III	II	I		I	II	III
IOC	112	108	110	111	112	113	114	116
INDUSINDBK	888	857	872	880	886	895	901	915
INFY	1888	1833	1859	1873	1886	1900	1913	1939
JSWSTEEL	656	621	638	647	656	665	674	691
KOTAKBANK	1796	1704	1745	1770	1786	1811	1827	1868
LT	1896	1857	1877	1886	1897	1906	1917	1936
M&M	837	808	823	830	837	845	852	867
MARUTI	7426	7070	7229	7328	7389	7487	7548	7708
NTPC	124	119	122	123	125	126	128	131
NESTLEIND	19706	18694	19159	19432	19624	19897	20088	20553
ONGC	142	135	138	140	142	144	145	149
POWERGRID	204	199	202	203	205	206	207	210
RELIANCE	2368	2323	2347	2357	2371	2381	2395	2418
SBILIFE	1196	1160	1178	1187	1196	1205	1214	1232
SHREECEM	26987	25174	26047	26517	26921	27391	27794	28667
SBIN	460	442	450	455	458	464	467	475
SUNPHARMA	846	810	827	836	844	853	861	877
TCS	3738	3686	3715	3726	3743	3755	3772	3801
TATACONSUME	743	707	723	733	739	749	755	771
TATAMOTORS	482	456	468	475	479	487	491	503
TATASTEEL	1111	1071	1092	1102	1113	1122	1133	1154
TECHM	1791	1737	1766	1778	1796	1808	1825	1855
TITAN	2522	2320	2410	2466	2501	2557	2591	2681
UPL	747	727	738	743	750	754	761	773
ULTRACEMCO	7591	7081	7319	7455	7557	7693	7795	8033
WIPRO	715	695	705	710	714	720	724	734





## Board Meetings (03.01.2022)

Scrip Name	Industry	Meeting Purpose
ASHSI	Iron & Steel/Interm.Products	General
KGPETRO	Textiles	General
KRETTOSYS	Realty	Bonus issue;Increase in Authorised Capital;Stock Split
MEL	Finance (including NBFCs)	General
SHIVAMAUTO	Auto Parts & Equipment	General
SHRIRAMEPC	Construction & Engineering	General;Preferential Issue of shares
SMLT	Iron & Steel Products	Interim Dividend
VENLONENT	Commodity Chemicals	General

## Corporate Action

Scrip Code	Scrip Name	Ex-Date	Actions
530281	QUANTDIA	04-Jan-22	E.G.M.
532154	JOHNPHARMA	05-Jan-22	Stock Split From Rs.10/- to Rs.1/-
516007	MANGTIMBER	05-Jan-22	Amalgamation
543237	MAZDOCK	06-Jan-22	Interim Dividend - Rs. - 7.1000
533047	IMFA	07-Jan-22	Bonus issue 1:1
524494	IPCALAB	10-Jan-22	Stock Split From Rs.2/- to Rs.1/-
532029	SINDHUTRAD	12-Jan-22	E.G.M.
532331	AJANTPHARM	13-Jan-22	Buy Back of Shares
540956	BHATIA	13-Jan-22	E.G.M.
524648	INDOAMIN	13-Jan-22	Stock Split From Rs.10/- to Rs.5/-
530557	NCLRESE	14-Jan-22	E.G.M.
524582	TIRUSTA	14-Jan-22	E.G.M.
523329	ELDEHSG	17-Jan-22	Stock Split From Rs.10/- to Rs.2/-
532281	HCLTECH	20-Jan-22	Interim Dividend
539222	GROWINGTON	27-Jan-22	E.G.M.









## Research Analyst Disclaimer

### Term of Use:

Marwadi Share & Finance Limited, (Hereinafter referred to as "MSFL") is regulated by the Securities and Exchange Board of India ("SEBI") and is licensed to carry on the business of broking, depository services and related activities. The business of MSFL and its Associates (list available on [www.marwadionline.com](http://www.marwadionline.com)) are organized in business of – Commodities, Financial Markets and Merchant Banking. This Report has been prepared by Marwadi Shares & Finance Limited in the capacity of a Research Analyst having SEBI Registration No. INH000002186 and distributed as per SEBI (Research Analysts) Regulations 2014.

You agree and understand that the information and material contained in this website implies and constitutes your consent to the terms and conditions mentioned below.

The content of the site and the interpretation of data are solely the personal views of the contributors. MSFL reserves the right to make modifications and alterations to the content of the website. Users are advised to use the data for the purpose of information only and rely on their own judgment while making investment decisions. The investments discussed or recommended may not be suitable for all investors.

Trading is inherently risky and you agree to assume complete and full responsibility for the outcomes of all trading decisions that you make, including but not limited to loss of capital. None of the trading calls given by MSFL should be construed as an offer to buy or sell any financial instruments, nor advice to do so. All comments and posts made by MSFL and employees/owners are for information purposes only and under no circumstances should be used for actual trading. Under no circumstances should any person make trading decisions based solely on the information discussed herein. It is informational in nature.

MSFL, its management, and/or their employees take no responsibility for the veracity, validity and the correctness of the recommendations or other information or research. Although we attempt to research thoroughly on information provided herein, there are no guarantees in accuracy. The information presented on the site has been gathered from various sources believed to be providing correct information. MSFL, its management, and/or employees are not responsible for errors, inaccuracies if any in the content provided on the site. Any prediction made on the direction of the stock market or on the direction of individual stocks may prove to be incorrect. Users/visitors are expected to refer to other investment resources to verify the accuracy of the data posted on this site on their own.

The content of the website cannot be copied, reproduced, republished, uploaded, posted, transmitted or distributed for any non-personal use without obtaining prior permission from MSFL. We reserve the right to terminate the accounts of subscribers/customers, who violate the proprietary rights, in addition to necessary legal action.

There are risks associated with utilizing internet and short messaging system (SMS) based information and research dissemination services. Subscribers are advised to understand that the services can fail due to failure of hardware, software, and Internet connection. While we ensure that the messages are delivered in time to the subscribers Mobile Network, the delivery of these messages to the customer's mobile phone/handset is the responsibility of the customer's Mobile Network. SMS may be delayed and/or not delivered to the customer's mobile phone/handset on certain days, owing to technical reasons that can only be addressed by the customer's Mobile Network, and MSFL and its employees cannot be held responsible for the same in any case.

MSFL and its owners/affiliates are not liable for damages caused by any performance, failure of performance, error, omission, interruption, deletion, defect, delay in transmission or operations, computer virus, communications line failure, and unauthorized access to the personal accounts. MSFL is not responsible for any technical failure or malfunctioning of the software or delays of any kind. We are also not responsible for non-receipt of registration details or e-mails. Users shall bear all responsibility of keeping the password secure. MSFL is not responsible for the loss or misuse of the password.

MSFL is not responsible for the content of any of the linked sites. By providing access to other web-sites, MSFL is neither recommending nor endorsing the content available in the linked websites.

You agree that the information gathered from your profile will be used to enhance your experience on the website. We will not rent or sell the profile to any third party. In case of a contest or a promotion scheme, we reserve the right to share the users profile with the sponsors. In the event of necessary credit checks and collection of payments, MSFL can disclose such information to other authorities in good faith.

This website is for the exclusive purpose of transactions to be carried out within the territorial jurisdiction of India and all such transactions shall be governed by the laws in India. Notice is hereby given that Non Resident Indians (NRI's) and Foreign Nationals accessing this web site and opting to transact thereon shall do so after due verification at their end of their eligibility to do so. MSFL undertakes no responsibility for such pre-eligibility of qualification on part of Non-Resident Indians (NRI's) or Foreign Nationals to transact on this website.

### GOVERNING LAW:

Transactions between you and MSFL shall be governed by and construed in accordance with the laws of India. Any litigation regarding this agreement or any transaction between customer and MSFL or any action at law or in equity arising out of or relating to these agreement or transaction shall be filed only in the Competent Courts of Rajkot and the customer hereby agrees, consents and submits to the jurisdiction of such courts for the purpose of litigating any such action.

### Exchanges Disclaimer:

No exchange\* shall in any manner be answerable, responsible or liable to any person or persons for any acts of omission or commission, errors, mistakes and/or violation, actual or perceived, by us or our partners, agents, associates etc, of any of the Rules, Regulations, Bye-laws of any of the exchanges, SEBI Act or any other laws in force from time to time.

None of the exchanges are liable for any information on this Website or for any services rendered by us, our employees, and our servants.

\* Exchanges here include all the Exchanges of which MSFL is a Member currently or can become a member in future.

If you do not agree to any of the terms mentioned in this agreement, you should exit the site.

## STANDARD DISCLOSURES AS PER RESEARCH ANALYSTS REGULATIONS, 2014

### DISCLAIMER/DISCLOSURES ANALYST CERTIFICATION

We, Jay Thakkar (Head of Research) and Analysts, MSFL Research Team, hereby certify that the views expressed in this report are purely our views taken in an unbiased manner out of information available to the public and believing it to be reliable. No part of our compensation is or was or in future will be linked to specific view/s or recommendation(s) expressed by us in this research report. All the views expressed herewith are our personal views on all the aspects covered in this report.





**Ratings Methodology**

Analysts' ratings and the corresponding expected returns take into account our definitions of Large Caps (>₹ 300 Billion) and Mid/Small Caps (<₹ 300 Billion) or SEBI definition vide its circular SEBI/HO/IMD/DF3/CIR/P/2017/114 dated 6th October 2017, whichever is higher and as described in the Ratings Table below:

Ratings Guide (12 months)	Buy	Hold	Sell
Large Caps (>₹ 300Bn.)	15%	5% -10%	Below 5%
Mid/Small Caps (<₹ 300 Bn.)	20%	10% -15%	Below 10%

**MSFL Investment Rating:**

The ratings above have been prescribed on a potential returns basis with a timeline of up to 12 months. At times, the same may fall out of the price range due to market price movements and/or volatility in the short term. The same shall be reviewed from time to time by MSFL. The addressee(s) decision to buy or sell a security should be based upon his/her personal investment objectives and should be made only after evaluating the stocks' expected performance and associated risks.

**Terms and conditions and other disclosures:**

Marwadi Share and Finance Limited, (hereinafter referred to as "MSFL") is engaged in the business of Stock Broking, and Depository Participant. This document has been prepared by the Research Division of MSFL and is meant for use by the recipient only as information and is not for circulation. This document is not to be reported or copied or made available to others without prior permission of MSFL. It should not be considered or taken as an offer to sell or a solicitation to buy or sell any security.

The information contained in this report has been obtained from sources that are considered to be reliable. However, MSFL has not independently verified the accuracy or completeness of the same. Neither MSFL nor any of its affiliates, its directors or its employees accepts any responsibility of whatsoever nature for the information, statements and opinion given, made available or expressed herein or for any omission therein.

Recipients of this report should be aware that past performance is not necessarily a guide to future performance and value of investments can go down as well. The suitability or otherwise of any investments will depend upon the recipient's particular circumstances and, in case of doubt, advice should be sought from an independent expert/advisor.

Either MSFL or its affiliates or its directors or its employees or its representatives or its clients or their relatives may have position(s), make market, act as principal or engage in transactions of securities of companies referred to in this report and they may have used the research material prior to publication.

MSFL submits that no material disciplinary action has been taken on us by any Regulatory Authority impacting Equity Research Analysis activities.

MSFL or its research analysts or its associates or his relatives do not have any financial interest in the subject company. MSFL or its research analysts or its associates or his relatives do not have actual/beneficial ownership of one per cent or more securities of the subject company at the end of the month immediately preceding the date of publication of the research report. MSFL or its research analysts or its associates or his relatives do not have any material conflict of interest at the time of publication of the research report. MSFL or its associates have not received any compensation from the subject company in the past twelve months

MSFL or its associates have not managed or co- managed public offering of securities for the subject company in the past twelve months or mandated by the subject company for any other assignment in the past twelve months. MSFL or its associates have not received any compensation for brokerage services from the subject company in the past twelve months.

MSFL or its associates have not received any compensation for products or services other than investment banking or merchant banking or brokerage services from the subject company in the past twelve months. MSFL or its associates have not received any compensation or other benefits from the subject company or third party in connection with the research report.

MSFL encourages independence in research report preparation and strives to minimize conflict in preparation of research report. MSFL or its analysts did not receive any compensation or other benefits from the subject Company or third party in connection with the preparation of the research report. MSFL or its Research Analysts do not have any material conflict of interest at the time of publication of this report.

MSFL or its research analysts have not engaged in market making activity for the subject company Our sales people, traders, and other professionals or affiliates may provide oral or written market commentary or trading strategies to our clients that reflect opinions that are contrary to the opinions expressed herein, and our proprietary trading and investing businesses may make investment decisions that are inconsistent with the recommendations expressed herein. In reviewing these materials, you should be aware that any or all the foregoing, among other things, may give rise to real or potential conflicts of interest.

MSFL and its associates, their directors and employees may (a) from time to time, have a long or short position in, and buy or sell the securities of the subject company or (b) be engaged in any other transaction involving such securities and earn brokerage or other compensation or act as a market maker in the financial instruments of the subject company or act as an advisor or lender/borrower to the subject company or may have any other potential conflict of interests with respect to any recommendation and other related information and opinions.

MSFL does not claim to be an invitation or an offer to buy or sell any financial instrument. Our Clients (Paid Or Unpaid), Any third party or anyone else have no rights to forward or share our calls or SMS or Reports or Any Information Provided by us to/with anyone which is received directly or indirectly by them. If found so then Serious Legal Actions can be taken. By accessing [www.marwadionline.com](http://www.marwadionline.com) or any of its associate/group sites, you have read, understood and agree to be legally bound by the terms of the following disclaimer and user agreement. The views and investment tips expressed by investment experts through sms or on [www.marwadionline.com](http://www.marwadionline.com) are their own, and not that of the website or its management. [www.marwadionline.com](http://www.marwadionline.com) advises users to check with certified experts before taking any investment decision.

Stock trading is inherently risky and you agree to assume complete and full responsibility for the outcomes of all trading decisions that you make, including but not limited to loss of capital. None of the stock trading calls made by [www.marwadionline.com](http://www.marwadionline.com) should be construed as an offer to buy or sell securities, nor advice to do so. All comments and posts made by [www.marwadionline.com](http://www.marwadionline.com), and employees/owners are for information purposes only and under no circumstances should be used for actual trading. Under no circumstances should any person at this site make trading decisions based solely on the information discussed herein. You agree to not make actual stock trades based on comments on the site, nor on any techniques presented nor discussed in this site or any other form of information presentation. All information is for educational and informational use only. You agree to consult with a registered investment advisor, prior to making any trading decision of any kind. You agree, by accessing this or any associated site, [www.marwadionline.com](http://www.marwadionline.com) bears no liability for any postings on the website or actions of associate site. We reserve the right to deny service to anyone. You, and not [www.marwadionline.com](http://www.marwadionline.com), assume the entire cost and risk of any trading you are suggested to undertake. You are solely responsible for making your own investment decisions. If you choose to engage in such transactions with or without seeking advice from a licensed and qualified financial advisor or entity, then such decision and any consequences flowing there from are your sole responsibility. The information and commentaries are not meant to be an endorsement or offering of any stock purchase. They are meant to be a guide only, which must be tempered by the investment experience and independent decision-making process of the subscriber. [www.marwadionline.com](http://www.marwadionline.com) or any employees are in no way liable for the use of the information by others in investing or trading in investment vehicles utilizing the principles disclosed herein. The materials and information in, and provided by, this site is not, and should not be construed as an offer to buy or sell any of the securities named in materials, services, or on-line postings.

We encourage all investors to use the information on the site as a resource only to further their own research on all featured companies, stocks, sectors, markets and information presented on the site.





**Copyright:**

This report is strictly confidential and is being furnished to you solely for your information. All material presented in this report, unless specifically indicated otherwise, is under copyright to MSFL. None of the material, its content, or any copy of such material or content, may be altered in any way, transmitted, copied or reproduced (in whole or in part) or redistributed in any form to any other party, without the prior express written permission of MSFL. All trademarks, service marks and logos used in this report are trademarks or service marks or registered trademarks or service marks of MSFL or its affiliates, unless specifically mentioned otherwise.

Statements on ownership and material conflicts of interest, compensation - MSFL and Associates

Sr. No.	Statement	Answers to the Best of the knowledge and belief of the MSFL/ its Associates/ Research Analyst who is preparing this report
1	MSFL/its Associates/ Research Analyst/ his Relative have any financial interest in the subject company? Nature of Interest (if applicable), is given against the company's name?.	NO
2	MSFL/its Associates/ Research Analyst/ his Relative have actual/beneficial ownership of one per cent or more securities of the subject company, at the end of the month immediately preceding the date of publication of the research report or date of the public appearance?.	NO
3	MSFL/its Associates/ Research Analyst/ his Relative have any other material conflict of interest at the time of publication of the research report or at the time of public appearance?.	NO
4	MSFL/its Associates/ Research Analyst/ his Relative have received any compensation from the subject company in the past twelve months.	NO
5	MSFL/its Associates/ Research Analyst/ his Relative have managed or co-managed public offering of securities for the subject company in the past twelve months.	NO
6	MSFL/its Associates/ Research Analyst/ his Relative have received any compensation for investment banking or merchant banking or brokerage services from the subject company in the past twelve months.	NO
7	MSFL/its Associates/ Research Analyst/ his Relative have received any compensation for products or services other than investment banking or merchant banking or brokerage services from the subject company in the past twelve months.	NO
8	MSFL/its Associates/ Research Analyst/ his Relative have received any compensation or other benefits from the subject company or third party in connection with the research report.	NO
9	MSFL/its Associates/ Research Analyst/ his Relative have served as an officer, director or employee of the subject company.	NO
10	MSFL/its Associates/ Research Analyst/ his Relative have been engaged in market making activity for the subject company.	NO





**Research Team:**

Mr. Jay Thakkar (VP & Research Head)

**Technical & Derivative Team**

Mr. Meet Joshi (Asst. Manager Research)

Mr. Manharsinh Jadeja (Equity Research Associate)

Mr. Gopal Sarvaiya (Equity Research Associate)

**Commodity Team**

Mr. Rajesh Chovatiya (Commodity Asst. Manager Research)

Mr. Narendra Sanchaniya (Commodity Research Associate)

**Fundamental Team**

Mr. Saurabh Joshi (Equity Research Analyst)

Mr. Kaushal Thakkar (Jr. Equity Research Analyst)

**Marwadi Shares and Finance Limited**

**Corporate Office :**

Marwadi Financial Plaza, Nana Mava Main Road, Off 150 Feet Ring Road, Rajkot-360001, Gujarat(India)

**Registered Office :**

Office No. 1, MCX Office, 17th Floor, Unit No. 1 & 2, GIFT ONE Tower, S.C. Road, Zone- 5, GIFT CITY, Gandhinagar-382355, Gujarat

Phone: +91 281 6192000 / +91 281 7174000 | Email: [inquiry@marwadionline.in](mailto:inquiry@marwadionline.in)

Website: [www.marwadionline.com](http://www.marwadionline.com) | Facebook / Twitter / Instagram / LinkedIn: @msflindia

*Disclaimer: 'Investment in securities market are subject to market risks, read all the related documents carefully before investing.'*

